

Depopulation Murder Rates in the Forthcoming Planned Global Genocide 2018 – 2025

**as forecast / announced by
*www.deagel.com***

This is a short compilation to highlight the website *Deagel.com* and its wider implications. It was first analysed by Ryan Zimmerman on Steemit, [all credit goes to him and his post:](https://steemit.com/news/@rebelskum/deagel-a-real-intelligence-organization-for-the-u-s-government-predicts-massive-global-depopulation-50-80)

<https://steemit.com/news/@rebelskum/deagel-a-real-intelligence-organization-for-the-u-s-government-predicts-massive-global-depopulation-50-80>

Deagel collects information on international military aviation and advanced technologies.

It lists its partners and clients as:

- NSA
- NATO
- OECD
- OSCE
- Russian Defence Procurement Agency
- Stratfor
- The World Bank
- UN

Its report on North Korea was given to the US President during Presidential Daily Briefings and was quoted by a Stratfor report, as can be seen in WikiLeaks documents:

https://wikileaks.org/gifiles/docs/26/2655808_dprk-marko-p-.html

Deagel is thus a recognised intelligence provider to military, secret services & governments. For this reason, its forecasts have to be taken seriously, not least because they are recognised by powerful global players. They forecasts drastic population decreases in the Western world.

The analysis on Steemit described it as:

“Deagel, a real intelligence organization for the U.S. government, predicts massive global depopulation (50-80%) by 2025”

US Planned Genocide Rate: 83%

Planned genocide in 2018-2025: From 324m to 54m = Genocide Rate of 83%

www.deagel.com/country/United-States-of-America_c0001.aspx

Home :: Country Listing :: United States of America

Last Updated on 20 March 2018 11:22



United States of America

Search



United States of America Orders

United States of America News

United States of America Holdings

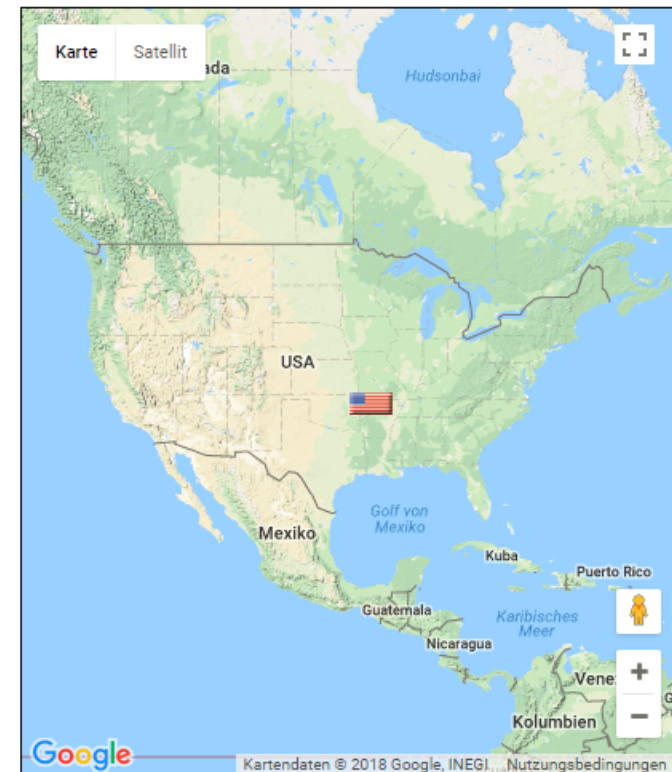
Government links & sources

Gefällt mir 18.685 Tweet Pin it Weiterempfehlen 1.3K

		Rank	%	World Figures
Currency:	US Dollar USD (\$)	-	-	-
Year:	2016	-	-	2016
Population:	324 million	3	4.4	7.3 billion
Surface:	9.6 million sq. km.	3	7.1	135 million sq. km.
Density:	34 inhabitants / sq. km.	157	63	54 inhabitants / sq. km.
Gross Domestic Product:	\$19 trillion	1	25	\$75 trillion
GDP per capita:	\$57,286	13	558	\$10,266
Purchase Power Parity:	\$57,300	15	355	\$16,149
Budget:	\$6.2 trillion	1	24	\$26 trillion
Military Budget:	\$612 billion	1	39	\$1.6 trillion
Imports:	\$2.2 trillion	1	14.9	\$15 trillion
Exports:	\$1.5 trillion	2	9.5	\$15 trillion

Forecast 2025

Population:	▼ 54 million	20	0.8	▼ 6.8 billion
Density:	▼ 6 inhabitants / sq. km.	173	12.0	▼ 50 inhabitants / sq. km.
Gross Domestic Product:	▼ \$921 billion	11	1.6	▼ \$59 trillion
GDP per capita:	▼ \$16,956	45	195	▼ \$8,684
Purchase Power Parity:	▼ \$11,304	78	108	▼ \$10,500
Military Budget:	▼ \$8.0 billion	23	0.8	▼ \$1.0 trillion



UK Planned Genocide Rate: 78%

Planned genocide in 2018-2025: From 64m to 14m = Genocide Rate of 78%

www.deagel.com/country/United-Kingdom_c0209.aspx

Home :: Country Listing :: United Kingdom


Last Updated on 20 March 2018 11:22

United Kingdom Orders

United Kingdom News

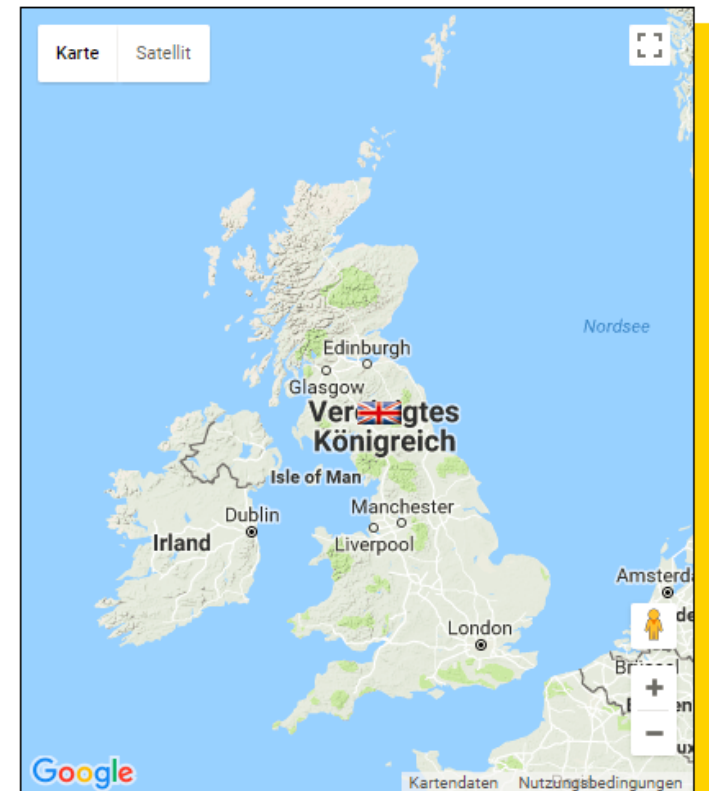
United Kingdom Holdings

Government links & Sources

Deagel.com  **United Kingdom**

[Gefällt mir 2.310](#) [Tweet](#) [Pin it](#) [Weiterempfehlen](#) 141

		Rank	%	World Figures
Currency:	British Pound GBP (£)	-	-	-
Year:	2016	-	-	2016
Population:	64 million	22	0.9	7.3 billion
Surface:	244,820 sq. km.	78	0.2	135 million sq. km.
Density:	263 inhabitants / sq. km.	37	487	54 inhabitants / sq. km.
Gross Domestic Product:	\$2.7 trillion	5	3.5	\$75 trillion
GDP per capita:	\$41,130	30	401	\$10,266
Purchase Power Parity:	\$42,500	33	263	\$16,149
Budget:	\$1.1 trillion	6	4.3	\$26 trillion
Military Budget:	\$51 billion	6	3.3	\$1.6 trillion
Imports:	\$582 billion	5	3.9	\$15 trillion
Exports:	\$412 billion	9	2.7	\$15 trillion
Forecast 2025				
Population:	▼ 14 million	70	0.2	▼ 6.8 billion
Density:	▼ 57 inhabitants / sq. km.	104	114	▼ 50 inhabitants / sq. km.
Gross Domestic Product:	▼ \$167 billion	49	0.3	▼ \$59 trillion
GDP per capita:	▼ \$11,996	65	138	▼ \$8,684
Purchase Power Parity:	▼ \$7,997	102	76	▼ \$10,500
Military Budget:	▼ \$1.3 billion	70	0.1	▼ \$1.0 trillion



Germany Planned Genocide Rate: 62%

Planned genocide in 2018-2025: From 81m to 31m = Genocide Rate of 62%

www.deagel.com/country/Germany_c0078.aspx

Home :: Country Listing :: Germany

Last Updated on 20 March 2018 11:22



Search

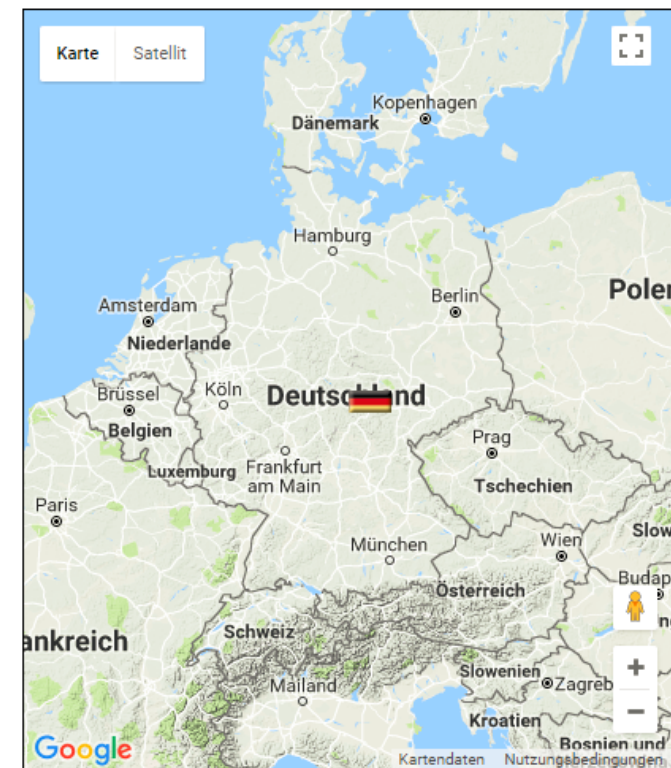
Gefällt mir 2.798 Tweet Pin it Weiterempfehlen 278

Germany Orders
Germany News
Germany Holdings
Government links & Sources

		Rank	%	World Figures
Currency:	Euro EUR (€)	-	-	-
Year:	2016	-	-	2016
Population:	81 million	18	1.1	7.3 billion
Surface:	357,021 sq. km.	63	0.3	135 million sq. km.
Density:	226 inhabitants / sq. km.	43	419	54 inhabitants / sq. km.
Gross Domestic Product:	\$3.5 trillion	4	4.7	\$75 trillion
GDP per capita:	\$43,236	27	421	\$10,266
Purchase Power Parity:	\$48,200	23	298	\$16,149
Budget:	\$1.5 trillion	4	5.8	\$26 trillion
Military Budget:	\$42 billion	9	2.6	\$1.6 trillion
Imports:	\$988 billion	3	6.7	\$15 trillion
Exports:	\$1.3 trillion	3	8.3	\$15 trillion

Forecast 2025

Population:	▼ 31 million	40	0.5	▼ 6.8 billion
Density:	▼ 88 inhabitants / sq. km.	68	176	▼ 50 inhabitants / sq. km.
Gross Domestic Product:	▼ \$799 billion	14	1.4	▼ \$59 trillion
GDP per capita:	▼ \$25,503	21	294	▼ \$8,684
Purchase Power Parity:	▼ \$17,002	42	162	▼ \$10,500
Military Budget:	▼ \$7.6 billion	24	0.7	▼ \$1.0 trillion



Switzerland Planned Genocide Rate: 33%

Planned genocide in 2018-2025: From 8.2m to 5.5m = Genocide Rate of 33%

www.deagel.com/country/Switzerland_c0193.aspx

Home :: Country Listing :: Switzerland

Last Updated on 20 March 2018 11:23



Search

Switzerland Orders

Switzerland News

Switzerland Holdings

Government links & Sources

Gefällt mir 475 Tweet Pin it Weiterempfehlen 27

		Rank	%	World Figures
Currency:	Swiss Franc CHF	-	-	-
Year:	2016	-	-	2016
Population:	8.2 million	96	0.1	7.3 billion
Surface:	41,280 sq. km.	134	0.03	135 million sq. km.
Density:	198 inhabitants / sq. km.	54	367	54 inhabitants / sq. km.
Gross Domestic Product:	\$663 billion	19	0.9	\$75 trillion
GDP per capita:	\$80,990	4	789	\$10,266
Purchase Power Parity:	\$59,400	14	368	\$16,149
Budget:	\$213 billion	22	0.8	\$26 trillion
Military Budget:	\$4.7 billion	36	0.3	\$1.6 trillion
Imports:	\$243 billion	18	1.6	\$15 trillion
Exports:	\$301 billion	15	2.0	\$15 trillion
Forecast 2025				
Population:	▼ 5.5 million	105	0.08	▼ 6.8 billion
Density:	▼ 134 inhabitants / sq. km.	46	268	▼ 50 inhabitants / sq. km.
Gross Domestic Product:	▼ \$234 billion	43	0.4	▼ \$59 trillion
GDP per capita:	▼ \$42,261	7	487	▼ \$8,684
Purchase Power Parity:	▼ \$28,174	11	268	▼ \$10,500
Military Budget:	▼ \$1.1 billion	72	0.1	▼ \$1.0 trillion



Please Note!

www.deagel.com/search.aspx?key=Switzerland

Home :: Search results for Switzerland

Tuesday, March 20, 2018



Switzerland

Gefällt mir 84

Tweet

Pin it

Weiterempfehlen

141

Country

Equipment

News

Orders

Photos

*We're sorry!
No matches found.*

1. Search for a country.
Don't be misled by
"No matches found".

2. Select "Country"
then click on the
country result to
find the numbers!

[Combat Aircraft](#)
[Space Systems](#)
[Support Aircraft](#)
[Auxiliary Vessels](#)

[Fighting Ships](#)
[Armored Vehicles](#)
[Artillery Systems](#)
[Tactical Vehicles](#)

[Airliners](#)
[Private Aircraft](#)
[Defensive Weapons](#)
[Offensive Weapons](#)

[Cannons & Gear](#)
[Propulsion Systems](#)
[Protection Systems](#)
[Sensor Systems](#)

[Other Info](#)
[Countries](#)
[Photo Gallery](#)
[News Archive](#)